



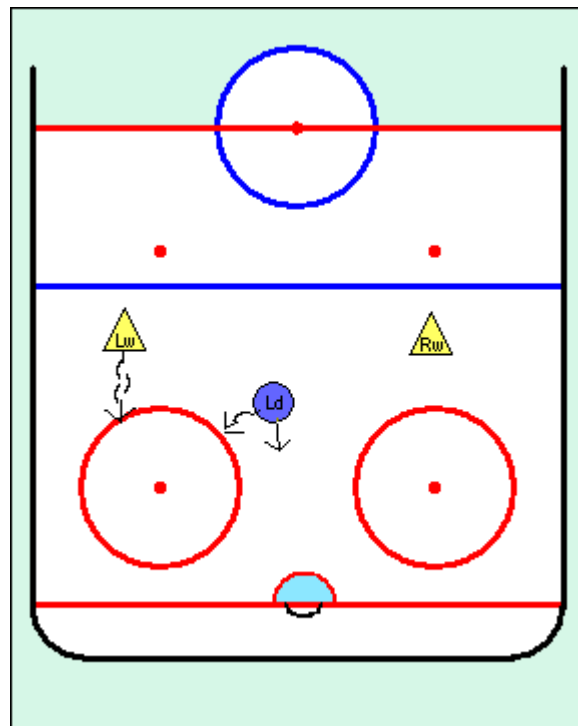
*“A 2 on 1 is a great scoring chance if the puck carrier is patient and the player without the puck forces their defenceman to choose who to cover by staying back making it an easy pass back.”*

## OFFENSIVE ZONE – 2 ON 1

When we come over the red line towards their blue line with 2 players against 1 of their defencemen when it is a clear 2 on 1 with none of their back checking forwards close to us, our best play depends on how their defenceman is positioned.

### Defenceman in the Middle

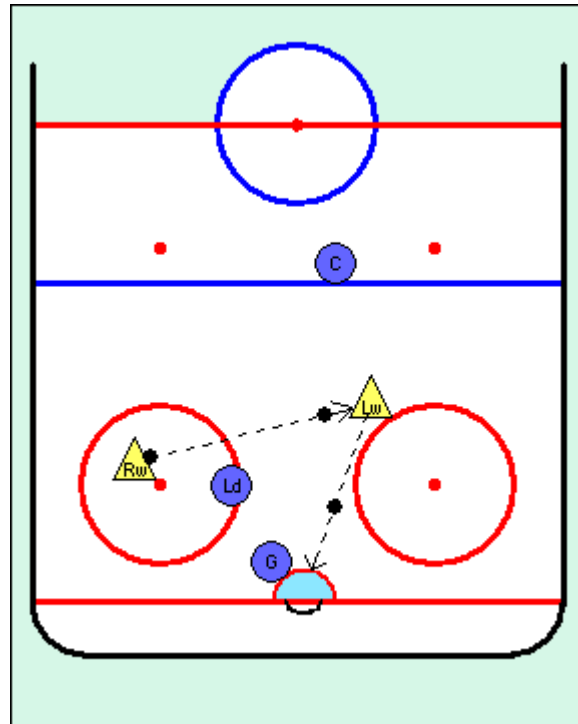
If their defenceman stays in the middle between our 2 players and keeps backing in, our player with the puck needs to go wide enough to the side of their defenceman so he is clear. This forces their defenceman to make a decision to move over to him to prevent him from going right in on net or to continue to stay in the middle.



If their defenceman does not come over then just go to the net and score. If their defenceman comes over a little bit to cut down your angle and path to the net, then our other player without the puck has 2 options:



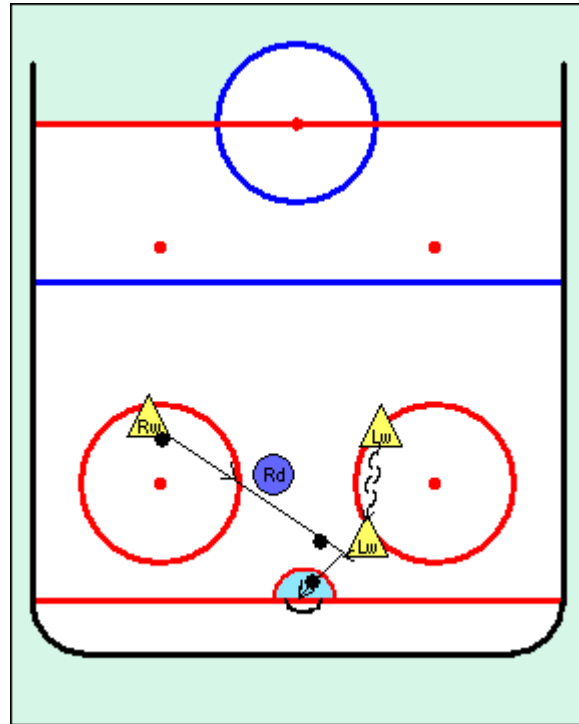
- slow down and drop back 5 to 10 feet so **their defenceman cannot cover both of our players at the same time**, and get into a position so our player with the puck can make an easy pass back to our open player so he can shoot – this is the preferred play as their goalie is out of position if the pass is made quickly and our open player can one time the shot



**ONE HIGH, ONE LOW, ONE FAST, ONE SLOW**

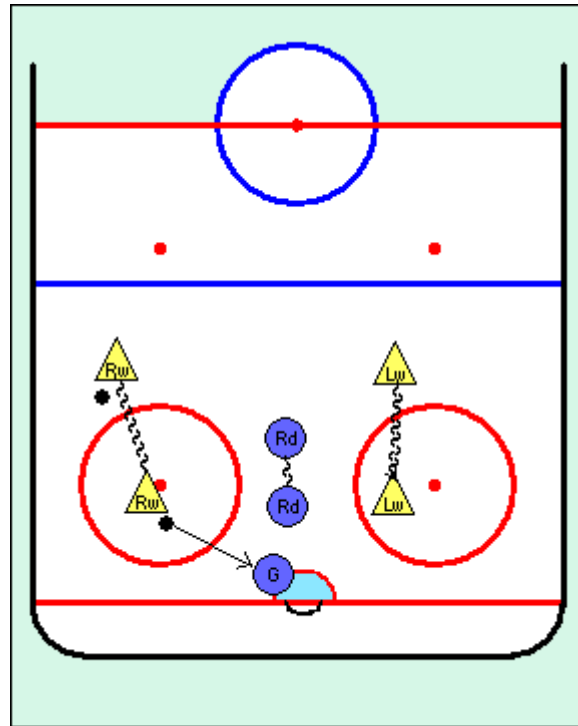


- or go hard to the net and get a pass from our player with the puck close to the net for a tip in:





**DON'T GO IN SIDE-BY-SIDE IN A STRAIGHT LINE BECAUSE THIS WAY THEIR DEFENCEMAN CAN COVER BOTH OF OUR PLAYERS AND YOUR SHOT WILL BE ON TOO GREAT AN ANGLE**



### **Defenceman Fades More to Our Player without the Puck**

If their defenceman fades over more to our player **without** the puck allowing the goalie to come out and take the angle on our player with the puck not having to worry about a pass because their defencemenn has taken away the pass, we can just go in on net and score

**REMEMBER: WAYS TO DEFEAT THESE 2 ON 1 PLAYS IF YOU ARE DEFENDING IS FOR THE DEFENCEMAN TO BASICALLY STAY IN THE MIDDLE STOPPING ANY PASS, WITH THE GOALIE TAKING THE PLAYER WITH THE PUCK DELAYING THE PLAY AS LONG AS POSSIBLE, OR TO COVER THE TRAILOR WHEN A PASS IS MADE, OR TO BLOCK THE SHOT, OR FOR A FORWARD TO BACKCHECK AND COVER ONE OF THEIR PLAYERS.**